



INDIAN SCHOOL MUSCAT
PO Box: 2470, Ruwi, P.C. 112
Sultanate of Oman



ISM/PRN/179/2019-2020

24th March 2020

CIRCULAR TO PARENTS OF THE SCHOOL (STD I to STD VIII)

Dear Parent,

Subject: Result Declaration and Report Card for Classes I to VIII

As intimated earlier, the results for all the classes (STD I to STD VIII) will be available through the **Online Parent Portal and Mobile Application** with effect from **Thursday, 26th March 2020**. Parents are requested to clear all the fees of their wards at the earliest in order to process the results of their ward. **The fee due details are available in the Online Parent Portal**. The results of the Fee Defaulters will not be processed till the dues are cleared. **The School Fee can be paid through the online banking or mobile banking by the following means.**

BANK MUSCAT

Parents may use the online payment options like Bank Muscat Online/Bank Muscat Mobile Banking/CDM. There are no additional charges for electronic payment. Please choose **"INDIAN SCHOOL MUSCAT"** from the available options for the above online transactions, CDM and mobile banking.

ONEIC (TASDEED, NBO & BANK SOHAR)

Indian School Muscat tied up with Tasdeed – Oman's trusted leader in electronic payment solutions to facilitate online fee payment through their website (**www.tasdeed.om**), KIOSK at various locations, through Banks online portal (**Bank Sohar and NBO**) and mobile banking.

Parents can view the report card of their ward through the **Online Parent Portal or Mobile Application**. The Online Portal can be accessed by clicking on the **Login button** from the School Website (**www.ismoman.com**) or by using the direct link **<http://ism.ethdigitalcampus.com/ISM/>**.

The Mobile Application (Indian School Muscat) can be downloaded from the **Play store or Apple store** by using the steps mentioned below in this circular. The login id/Username was provided to the parents earlier. The login id/user name is the **Parent ID** mentioned in the Fee Payment Receipt (Eg: R3378) of your ward. The same login id (Parent ID) can be used to view the results of all your wards including siblings through the Online Parent Portal and Mobile Application.

For those parents who do not have the password to login, the same can be obtained by clicking on the **"Forgot Password"** button in the online portal login page (**<http://ism.ethdigitalcampus.com/ISM/>**). **Please refer to the Password Reset procedure mentioned below in this circular.**

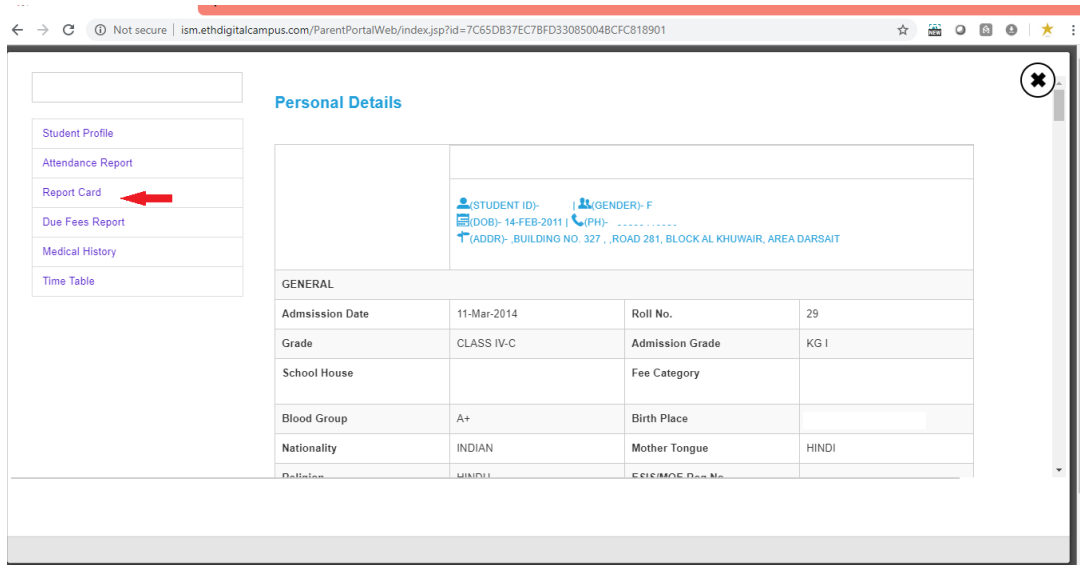
For any **technical query regarding the access to parent portal or mobile application**, please send a mail to **parentportal@ismoman.com** by mentioning the **Gr No. and Name of the child**.

For any other queries related to the results, parents are requested to send a mail to the respective Vice Principals (**vp.primary@ismoman.com** or **vp.middle@ismoman.com**).

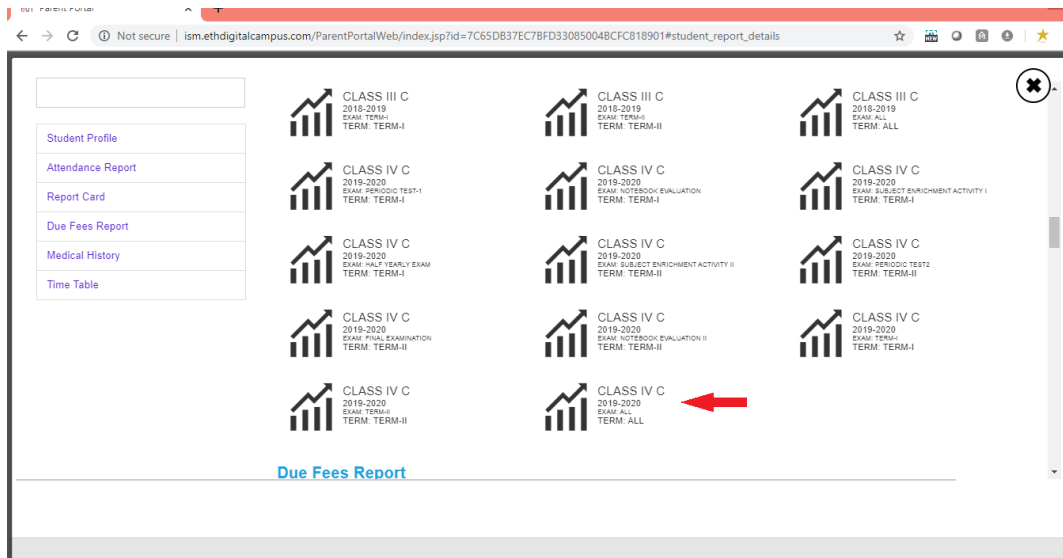
Thanks and regards,

Dr Rajeev Kumar Chauhan
Principal

4. Click on the "Report Card" link from the left menu.




5. Scroll down and select the last link in the report card section for the latest Progress Report of your ward.

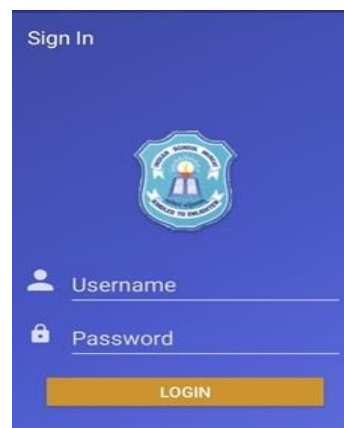


Instructions to view Student's Progress Report on School's Mobile App

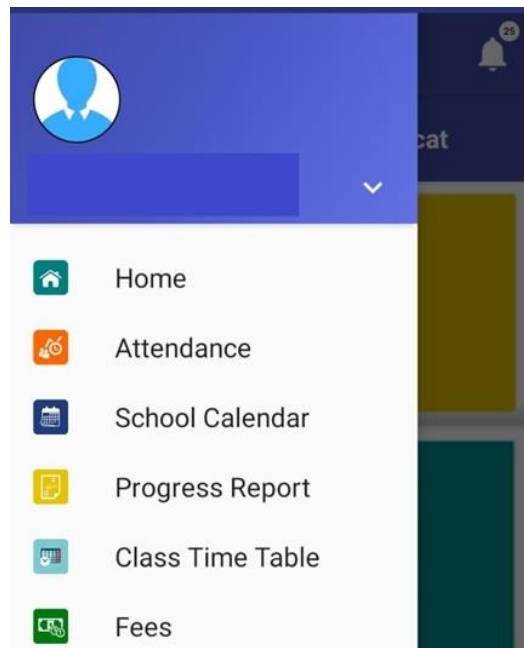
1. Please install School's Mobile Application by searching "Indian School Muscat" on Play Store or Apple Store.



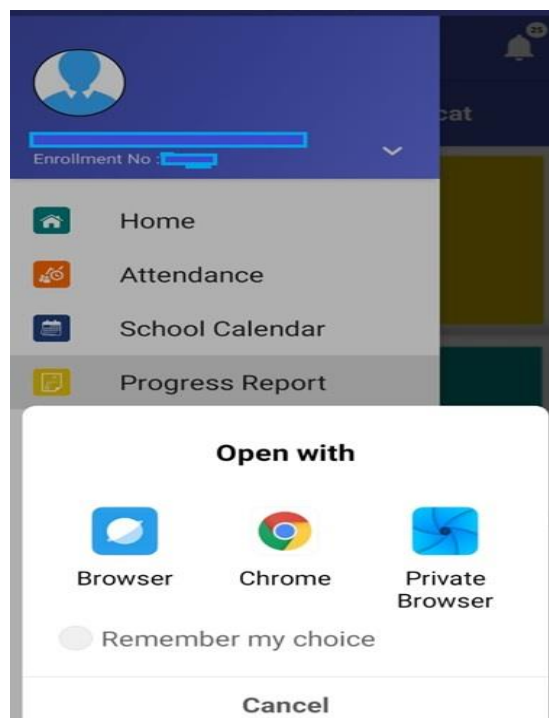
2. After installing the Application, login using the User ID (Parent ID) and Password provided by the School. If you do not have user ID or need to reset the password, please refer to the Password Reset document shared along with this document



3. Click on the left top corner to display the menu.



4. Click on the link “Progress report” and select your browser to open the link in new window



5. Scroll down to last button and click to open the Report card. Please note it may take few seconds for progress report to appear on screen.

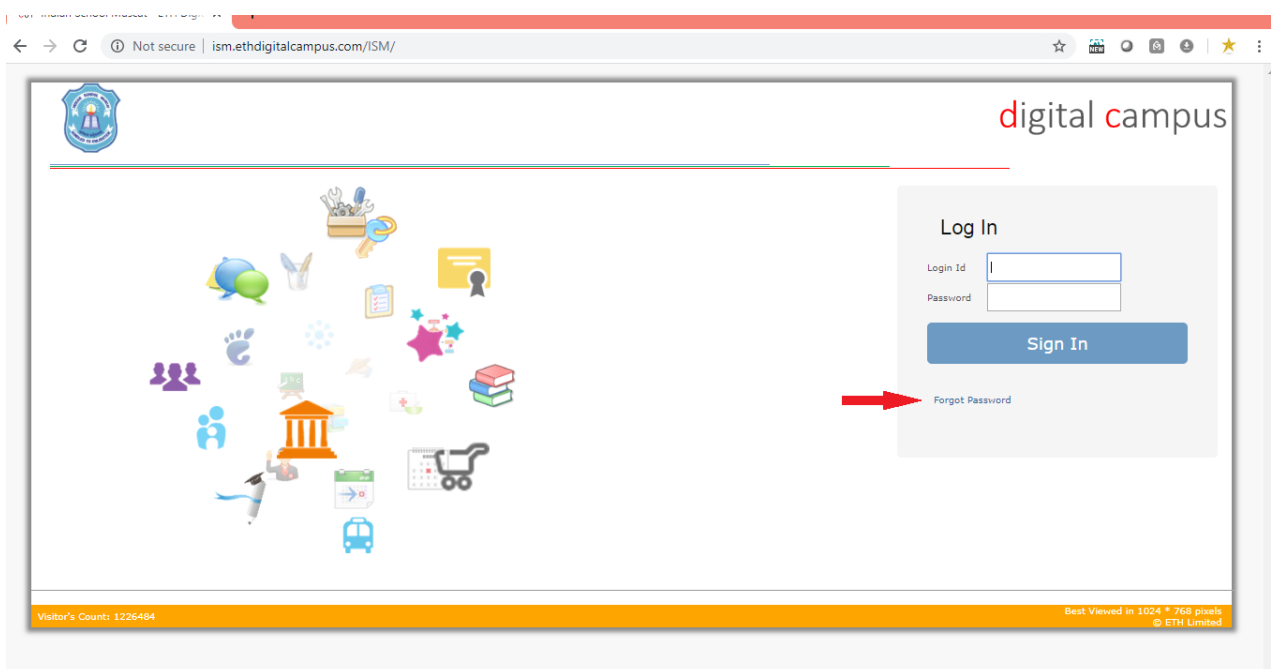
Instructions to reset password for Parent Portal and Mobile App

1. Your User ID for Parent Portal and Mobile App is same as your Parent ID. You can find your Parent ID on the fees receipt of your ward starting with an alphabet (Eg: R3378).



Receipt No.:	RECEIPT	Date:		
GR. NO.:		Grade/CLASS:		
Name:				
Parent ID/Name:				
Payment Mode	Bank Name	Cheque/DD No	Cheque/DD Date (dd-mm-yyyy)	Payment Amt
Particulars				CRS
TUITION FEES FOR Q1 APR TO JUN (2019-2020)				111,800
COMPUTER FEES FOR Q1 APR TO JUN (2019-2020)				7,000
EXAMINATION FEES				10,000
INSURANCE FEES				10,000
Amount In Words				Total

2. If you do not have password or need to reset the password, click on the “Forgot Password” button in the online portal login page (<http://ism.ethdigitalcampus.com/ISM/>)



3. Enter the Login ID (Parent ID), your registered Email address and GR number of one of your wards and submit. You will receive password reset link on your email and you will be able to login using new password.

In case of further assistance required regarding User ID and password, please send a mail to parentportal@ismoman.com by mentioning the Gr No. and Name of the child.